



Liebert®

ITA2™ UPS

5-40kVA

Compact, efficient & robust
UPS for critical applications



Liebert® ITA2™ 5 to 40 kVA

In today's dynamic world, having basic power protection is not enough for enterprises. Business continuity is even more vital with digital trends constantly emerging and transforming the way you do business. In your critical system, you simply cannot afford downtime or waste time recovering these systems after a disruption. What you need is a robust, high-speed, reliable UPS system which offers perennial, round-the-clock protection for diverse applications.

Our Solution

The Liebert® ITA2™ is a fully-digital, highly reliable, double-conversion UPS solution that provides clean and consistent power. This highly efficient solution is ideal for various deployments, including IT racks, network closets, automation control systems, and precision instruments to small sized control rooms among other edge applications.

- Cutting-edge design enables seamless integration into various ecosystems
- Tailored for global deployment in a low carbon, compact footprint

The ultimate level of engineering and dynamics that have gone beyond the development of this innovative, next-generation product facilitate top-notch availability and excellent performance at low ownership costs, giving you ultimate peace of mind.



5-10kVA




16-30kVA

Application Areas

- Edge Networks
- Data Centers
- Automation industries
- Server Farms
- Workstations
- Telecom

Liebert® ITA2™

Robust power protection solution in a compact package

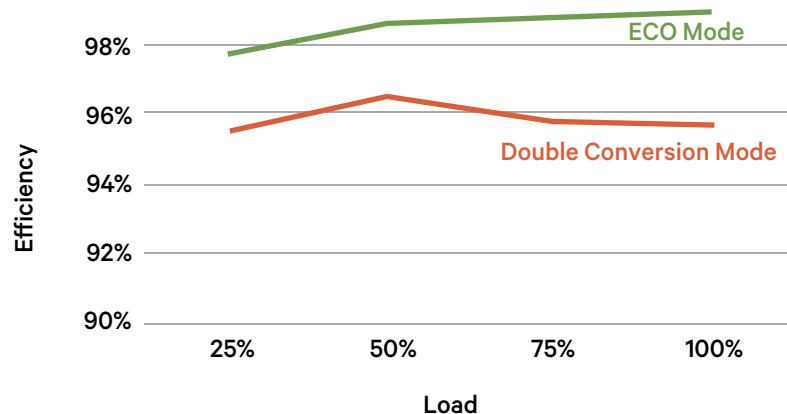


Key Features

- Robust structure with cutting edge channelized airflow design
- Wide input voltage range, making it immune to grid interference
- Rack-tower design for installation flexibility
- Able to deliver both three-phase and single-phase output²
- 0.99 input power factor for better grid or generator compatibility
- Powerful charging capability for minimum battery recharging time
- Programmable output outlets/terminals with cascade protection to protect key devices during heavy load²
- Integrated Ethernet port with HTTP protocol compatibility and streamlined remote monitoring
- Easy to install, repair, and maintain
- Compliance with seismic conduction and vehicle carrying test
- Gravity sense LCD display
- Turnkey dust-resistant design with ability to operate under high ambient temperature of up to 50°C

The Most Efficient UPS

Liebert® ITA2™ offers best-in-class efficiency of up to 96.5% in double conversion mode over a wide range of load conditions, resulting in significant OPEX cost savings. Liebert ITA2's ECO mode of operation provides a superlative efficiency of up to 99%.



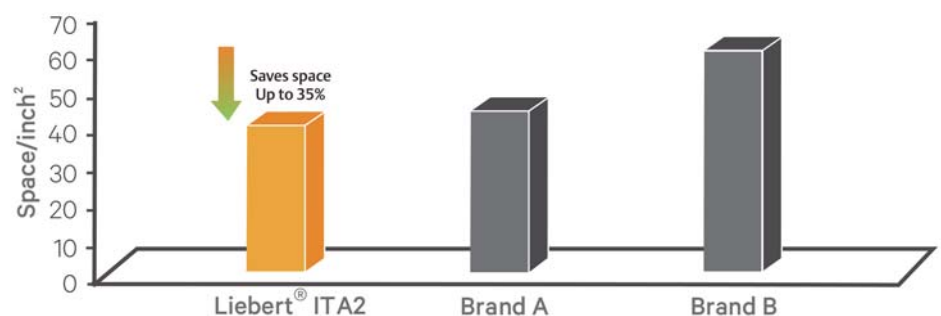
The Most Flexible UPS



*Shown here the UPS and battery cabinets in a rack & tower arrangement.

- Optimized modules minimizes the amount of used space in the rack
- Support base makes it convenient and stable to place on a floor
- Adjustable display panel ensures readability and ease of use
- Configuration easily extends to batteries and POD cabinet

The Most Compact UPS





Dust-resistant Design

Available in different wattage variations, Liebert® ITA2™ is ideal in the edge of networks, light industrial applications and data centers, easily blending into any virtualized environment and providing comprehensive power protection at reduced operating costs.

Reliability in a compact footprint

- Fully-digital control with high output voltage precision
- Manages all the nine power problems including sagging, spikes, and fluctuations
- Built-in Ethernet port includes browser support compatibility with intelligent cards (SIC card, UNITY-DP, RDU_SIC cards, etc.)
- Built-in-power charger for fast charging reduces the battery charging time
- Prolonged backup time through cascaded connection
- Quality-tested for 1000 hours for extreme durability and tolerance even in stringent conditions

High Availability

Early Warning of UPS System Status

Multiple audible and visual alarms instantly alert for critical issues.

Periodic Battery Testing

Provides automatic and manual self-diagnostic battery testing for peace of mind.

Power-Factor Correction


Prevents noise, harmonics, and distortion from being transferred to connected loads or fed back to the utility.

Lightning and Surge Protection

The transient voltage surge suppression circuitry inside the Liebert® ITA2™ provides additional protection for the connected equipment.

Wide Input Voltage Window

Prolongs battery life by allowing the UPS to maximize the use of utility power before being transferred to the battery when the input voltage exceeds the specified limits.



Intelligent Communications

The Liebert® ITA2™ offers an intuitive control panel, network connectivity communications card, and optional software monitoring, all designed to ensure visibility, control and peace of mind for manned or unmanned locations. You can even monitor key environmental and room conditions.

Trellis™ Power Insight

Trellis™ Power Insight is an application that can monitor your Liebert UPS systems and provide real-time trends for critical UPS performance management. In the event of a need to shutdown the UPS, the software ensures a graceful shutdown routine so that no damage occurs to the data or systems.

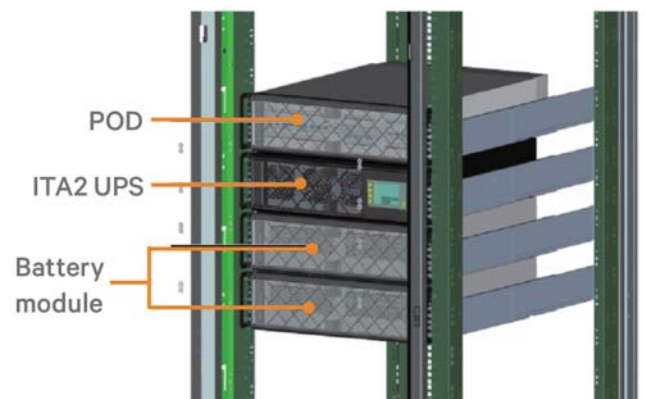


POD - Optional Accessories

The Liebert POD maintenance bypass and output distribution unit ensures continuous uptime when your critical system cannot afford any power loss without power, even for scheduled UPS maintenance.

It allows you to manually transfer connected equipment to utility power via a maintenance bypass switch, permitting scheduled service or UPS replacement without shutting down connected equipment. Features include:

- 2U height minimizes rack space requirements
- Easy plug-and-play installation



Battery Backup Table

UPS Model	Battery Modules	Backup Time in Minutes									
		5kVA	4.5kVA	4kVA	3.5kVA	3kVA	2.5kVA	2kVA	1.5kVA	1kVA	0.5kVA
5kVA	1	6.8	7.8	9.2	11.2	13.9	17.9	24.3	35.6	58	122.4
	2	18	20.9	24.6	29.7	36.5	46	59.7	81.7	126.4	278.8
	3	31.9	36.6	42.6	50.2	60.2	74.1	94.5	128.3	207	435.7
	4	46.3	52.6	60.3	70.2	83.5	102.2	130.3	182.7	287.6	592.5
	5	60.4	68.1	77.8	90.3	107	131.4	171.6	237.1	368.2	749.3
	6	74.4	83.7	95.4	110.4	131.5	164.6	212.9	291.5	448.8	906.1

UPS Model	Battery Modules	Backup Time in Minutes									
		6kVA	5.4kVA	4.8kVA	4.2kVA	3.6kVA	3kVA	2.4kVA	1.8kVA	1.2kVA	0.6kVA
6kVA	1	5.1	6.1	7.1	8.6	10.8	13.9	19	28	46.9	101
	2	14	16.1	19.1	23	28.6	36.5	48.4	67	103.9	228.2
	3	24.7	28.7	33.6	40	48.5	60.2	77.6	105.6	167.6	359.7
	4	36.7	42	48.7	57	68	83.5	106.9	147.8	235.1	491.2
	5	48.8	55.3	63.3	73.6	87.5	107	138.3	193.5	302.6	622.8
	6	60.5	68.2	77.9	90.4	107.1	131.5	172.9	239.1	370.1	754.3

UPS Model	Battery Modules	Backup Time in Minutes									
		10kVA	9kVA	8kVA	7kVA	6kVA	5kVA	4kVA	3kVA	2kVA	1kVA
10kVA	2	4.8	5.5	7.4	10.2	14	18	24.6	36.5	59.7	126.4
	3	8.8	10.2	13.6	18.5	24.7	31.9	42.6	60.2	94.5	207
	4	13.7	15.9	21.1	28.4	36.7	46.3	60.3	83.5	130.3	287.6
	5	19.4	22.4	29.7	39.3	48.8	60.4	77.8	107	171.6	368.2
	6	25.8	29.6	38.6	50.6	60.5	74.4	95.4	131.5	212.9	448.8

UPS Model	Battery Modules	Backup Time in Minutes									
		16kVA	14.4kVA	12.8kVA	11.2kVA	9.6kVA	8kVA	6.4kVA	4.8kVA	3.2kVA	1.6kVA
16kVA	4	9.5	11	13	15.6	19.4	24.8	33.8	48.7	77.7	169.6
	6	16.8	19.6	23.1	27.8	34	42.9	56.2	77.9	121.7	271.9
	8	25.3	29.3	34.4	40.8	49.2	60.7	78.1	107.3	173.2	374.1
	10	34.4	39.5	45.9	53.8	63.9	78.4	100.3	138.9	225.2	476.3
	12	43.6	49.7	57.2	66.5	78.7	96.1	122.4	173.7	277.2	578.6

UPS Model	Battery Modules	Backup Time in Minutes									
		20kVA	18kVA	16kVA	14kVA	12kVA	10kVA	8kVA	6kVA	4kVA	2kVA
20kVA	4	6.9	8	9.5	11.5	14.3	18.3	24.8	36.7	60.3	130.3
	6	12.3	14.3	16.8	20.4	25.3	32.3	42.9	60.5	95.4	212.9
	8	18.5	21.5	25.3	30.5	37.5	46.8	60.7	84	131.8	295.5
	10	25.3	29.3	34.4	41	49.7	61.1	78.4	107.6	173.4	378.1
	12	32.6	37.5	43.6	51.4	61.6	75.2	96.1	132.3	215.1	460.7

Note: Battery autonomy times and 5 year design life are based on operation at 25°C. Approximate autonomy times are based on fully charged batteries and can vary +/-5% due to battery manufacturing variances.

Technical Specifications

Nominal Ratings (kVA)	5	6	10	16	20	30	40
Standard/Long Backup Model	ITA-05k00AL1102P00/ ITA-05k00AE1102P00	ITA-06k00AL1102P00/ ITA-06k00AE1102P00	ITA-10k00ALA102P00/ ITA-10k00AEA102P00	ITA-16k00AL3A02P00/ ITA-16k00AE3A02P00	ITA-20k00AL3A02P00/ ITA-20k00AE3A02P00	ITA-30k00AL3302P00	UHA3R-0400

Input Parameters

Nominal Input Voltage (V)	220/230/240VAC 1-Phase, 2 Wire	220/230/240VAC 1-Phase, 2 Wire 380/400/415VAC 3-Phase, 4 Wire	380/400/415VAC 3-Phase, 4 Wire
Input Voltage Range (V)	176-288VAC at full load; 100-176VAC at linear derating; 100VAC at half load		
Nominal Input Frequency (Hz)	50/60		
Input Frequency Range (Hz)	40-70		
Input Power Factor (kW/kVA)*	0.99		
Current THD at full linear load (THDi%)*	<3		<4

Battery

Battery Blocks Per String	12*, 16, 20	24*, 32, 34, 36, 38, 40	32, 34, 36, 38, 40	30*, 32, 34, 36, 38, 40
Battery Charger Max. Power (A)	= 5A (Long backup model) = 2A (Standard model)	= 8A (Long backup model) = 4A (Standard model)	= 13A (Long backup model) = 5A (Standard model)	= 13A 6 kW
Battery Option	P/C : ITA-BCI0020K01 (built-in battery module of 16 block X 12V X 9AH) Battery cabinet Dimensions in rack arrangement - 430(W) x 739(D) x 85(H)		Only external battery cabinet	

Output

Nominal Output Voltage (V)	220/230/240 (1-phase)	220/230/240VAC (1-Phase), 380/400/415VAC (3-Phase)	380/400/415VAC (3-Phase)
Nominal Output Frequency (Hz)	50/60		
Rated Power Factor (kW/kVA)	Unity		
Voltage Harmonic Distortion (%)	<2% for Linear loads & <5% for Non-linear loads		
Overload Capacity	At 25°C: 105% ~ 125%, 5min; 125% ~ 150%, 1min; 150%, 200ms		
Crest Factor	3:1		

Efficiency

Online Mode Efficiency	Up to 95.5%	Up to 95.8%	Up to 96.2%	Up to 96.5%	Up to 95%
ECO Mode Efficiency	Up to 99%				Up to 98.5%

Dimensions and Weight

Dimensions (W x D x H) in mm Rack Mounted Arrangement	430x450x85	430x560x85	430x570x130	435x800x173	
Weight (kg)	11	15	23	23.5	72

General

Noise at 1 m (dBA)	=55	=58	<60	<58
Operating Temperature (°C)	0 ~ 50*			
Relative Humidity (%RH)	5 ~ 95, non-condensing			
Altitude (m)	=3000m			≤1000m
General and safety requirements for UPS	IEC/EN 62040-1			
EMC requirements for UPS	IEC/EN 62040-2			
UPS classification according to IEC 62040-3	VFI-SS-111			

Note: Specification are subject to change without any further notification

*Conditions apply (1) with ABS certification (2) Not Available in 30kVA



[Vertiv.com/en-in](https://www.vertiv.com/en-in) | E-mail : marketing.india@vertiv.com | Toll free : 1-800-2096070

Vertiv Energy Private Limited | Plot C-20, Rd No.19, Wagle Ind Estate, Thane (W), 400604, India

© 2019 Vertiv Co. All rights reserved. Vertiv, and the Vertiv logo trademarks or registered trademarks of Vertiv Co. All other names and logos referred to are trade names, trademarks or registered trademarks of their respective owners. While every precaution has been taken to ensure accuracy and completeness herein, Vertiv Co. assumes no responsibility, and disclaims all liability, for damages resulting from use of this information or for any errors or omissions. Specifications are subject to change without notice.